

### Description

4 Window Two Door Room Divider with black metal frame suitable for any surface-mounted application (header or ceiling.) One sliding and one stationary door. Available in clear or frosted glass. Frosted (privacy) glass ideal for spaces requiring visual privacy. See dimensional drawing for sizing recommendations. Suitable for use in both professional and residential applications.

### Frame

Proprietary aluminum extrusion finished in matte black industrial-strength powder coat suitable residential or commercial applications. 1" wide x 1-1/4" thick frame size. No visible screws or fasteners.

### Glass

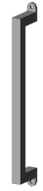
Full 1/4in thick, tempered for strength and safety. Clear or Frosted (Acid Etch.)

### Track & Hardware

Track assembly is all aluminum construction, suitable for surface mounted applications such as headers or ceilings. Track is designed with an internal curved surface that ensures one point of roller contact, ensuring the smoothest operation possible when paired with our heavy-duty, oversized tricycle roller wheels. Finished in matte black industrial-strength powder coat to match doors. Track design includes 2in tall fascia that aids in concealing roller wheels. Anti-jump feature prevents doors from coming off track. All necessary mounting screws and hardware included for installation and operation.


### Handle Options

**13in Square Cast Iron (Black) Pull**




**Suggested on Front**

**13in Offset Cast Iron (Black) Pull**



**Suggested on Front**

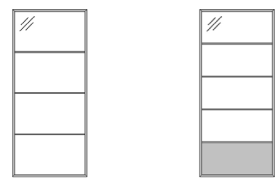
**13in Inset (Black) Pull**



**Suggested on Rear**

### Kickplate Option

Black steel powder coated to match door frame. Height equal to window height.



No Kickplate      With Kickplate

### Part Number

Made in the USA.

R224								
Two Door 4 Window Black Metal Frame	Width (inches)	Height (inches)	Glass Type C - Clear F - Frosted	Kickplate N - None K - Kickplate	Front Handle N - None S - 13in Square F - 13in Offset	Handle Side N - None L - Left R - Right	Rear Handle N - None E - 13in Inset S - 13in Square F - 13in Offset	Soft Close N - None S - Soft Close

PROJECT

QTY

TYPE